

Sigrok: Using Logic to Debug Logic

Matt Ranostay

Intel Open Source Technology Center

matt.ranostay@intel.com



sigrok Overview

- Provides a simple Open Source solution for mostly proprietary and some Open Source Hardware digital logic devices
- Common framework which includes output format, device metadata, and H/W interfacing



sigrok Project

- Blanket project with various libraries, backends, protocol decoders, third-party firmware, and graphical frontends
- Aims to make a common framework for a various of logic analyzers, oscilloscopes, and other analog/digital debugging devices



Meet The Family

- libsigrok – Heart and brains behind the device communication, functionality, and control
- libsigrokdecode – Python3 interfacing lib in C + protocol decoders
- sigrok-cli – Command line backend for sigrok
- sigrok-util – Various useful scripts + utilities
- sigrok-dumps – Collections of various captures
- fx2lafw – OSS Firmware for Cypress FX2 LAs
- PulseView – sigrok QT GUI frontend

sigrok Components





Examples of Supported Devices

- Logic Analyzers
 - Open Logic Sniffer
 - Saleae Logic/Logic 16
- Oscilloscope
 - Rigol DS1052E
- Mixed-Mode Devices
- Digital Multimeter
- Analog devices like thermometers, hygrometers, light meters, etc
- Full support list available on sigrok wiki

Supported Devices

Chrome File Edit View History Bookmarks Window Help

Supported hardware - sigrok.org/wiki/Supported_hardware

sigrok.org/wiki/Supported_hardware

page discussion view source history

Supported hardware

sigrok is intended as a flexible, cross-platform, and **hardware-independent** software suite, i.e., it supports various devices from many different vendors.



Here is a list of currently supported devices (various stages of completeness) and devices we plan to support in the near future.

The lists are sorted by category (**supported**, **in progress**, **planned**), and alphabetically within those categories.

Contents [hide]

- 1 Logic analyzers
- 2 Mixed-signal devices
- 3 Oscilloscopes
- 4 Multimeters
- 5 LCR meters
- 6 Sound level meters
- 7 Thermometers
- 8 Hygrometers
- 9 Anemometers
- 10 Light meters
- 11 DAQs
- 12 Dataloggers
- 13 Function generators
- 14 RF Receivers
- 15 Spectrum analyzers
- 16 Power supplies
- 17 GPIB interfaces
- 18 Potential other candidates

Logic analyzers

Device	Status	Comments
	supported	The ARMFLY Mini-Logic is a USB-based, 8-channel logic analyzer with up to 24MHz sampling rate.
		The ASIX SIGMA is a USB-based, 16-channel logic analyzer with up to 200MHz sampling rate, and with 256Mbit on-board memory.



sigrok output format

- Device agnostic and interchangeable
- Simple hexdump to process
- Compressed with zip algorithm
 - Due to most samples being repeats it isn't rare to see compression rates of 100x
- Traces can be broken into chunks (e.g. logic-* files in archive)
- Common metadata that is useful for clients and protocol decoding



sigrok Metadata

[global]

sigrok version = 0.2.12

[device 1]

driver = saleae-logic16

capturefile = logic-1

unitsize = 1

total probes = 16

samplerate = 500 kHz

probe1 = RX

probe2 = TX

probe3 = PPS

sigrok Probe Data

```
$ unzip nmea_gps_500khz_500k_samples.sr
```

```
$ hexdump logic-1
```

```
0000000 03 03 03 03 03 03 03 03 03 03 03 03 03 03 03
```

```
*
```

```
0002e50 03 03 03 03 03 03 03 02 02 02 02 02 02 02 02 02
```

```
0002e60 02 02 02 02 02 02 02 02 02 02 02 02 02 02 02 02
```

```
*
```

```
0002ef0 02 02 02 03 03 03 03 03 03 03 03 03 03 03 03 03
```

```
0002f00 03 03 03 03 03 03 03 03 03 03 03 03 03 03 03 03
```

```
*
```

```
0002f20 03 03 03 03 03 03 03 02 02 02 02 02 02 02 02 02
```

```
0002f30 02 02 02 02 02 02 02 02 02 02 02 02 02 02 02 02
```

```
*
```

```
0002f80 02 02 02 02 02 02 02 02 02 02 02 02 02 02 02 03
```

```
0002f90 03 03 03 03 03 03 03 03 03 03 03 03 03 03 03 03
```

```
...
```



Other sigrok supported outputs

- VCD / Value Change Dump
- Analog (for DMMs and DSOs)
- Comma Separated Values
- GnuPlot
- Various vendor/device specific formats
 - OLS – Open Logic Sniffer Java client output
 - ChronoVu LA8



Logic Analyzer Visited

- Open Logic Sniffer (50\$ USD)
 - Pros
 - Inexpensive + completely OSHW + OSS
 - 100mhz sampling
 - 200mhz DDR mode
 - H/W triggers
 - Run Length Encoding
 - External Clock + Trigger In/Out
 - Cons
 - Dead project + questionable design decisions
 - Only 24Kb sample buffer
 - High speed traces are useless without using RLE

Logic Analyzers Visited Continued

- Saleae Logic (150\$ USD, although clones can be found much cheaper)
 - Cypress FX2 microcontroller which has open source third-party firmware ([sigrok-firmware-fx2lafw](#))
- Saleae Logic 16 (\$299 USD)
 - Pros
 - Sampling three channels @ 100 mhz, 6 @ 50mhz, 9 @ 32mhz, 16 @ 16mhz with recent firmware
 - Cons
 - S/W only triggers
 - No H/W buffer, data is piped over the USB 2.0 interface, and random timeouts can end trace early

Saleae Logic 16





Protocol Decoders

- Magically translates the dump into user grokable output
- All the common bus protocols supported
 - I2C/SMBUS
 - SPI
 - CAN
 - 1Wire
 - UART
 - USB
- Stackable protocol decoders
 - Saves the user from hand decoding underlying protocol layers, e.g., SPI -> AVR ISP, i2c -> Wii Nunchuck, 1wire-link -> 1wire-network

Protocol Decoder Continued

- Protocol decoding can be done in CLI or GUI
- Examples of useful CLI based protocol decoding
 - UART -> UART dump (NMEA 0183 output)
 - `sigrok-cli -i nmea_0183.sr -P
uart:baudrate=9600,uart_dump`
 - i2c -> i2c-filter -> RTC DS1307
 - `sigrok-cli -i rtc_ds1307.sr -P
i2c:scl=0:sda=1,i2cfilter:address=0x68,ds1307`
- Examples of useful GUI base protocol decoding
 - Multiple signals and protocols side by side
 - NMEA 0183 + Pulse Per Second
 - I2c GPIO Expander + GPIO status
 - SPI UART + UART data



Creating Protocol Decoders


- sigrok protocol dumps are required for any new protocol decoder submissions
 - Split up commands into multiple dumps
 - Document everything that will likely be useful
- Decoders are written in Python so it's very easy to prototype and implement
- Annotations both in output and protocol forms
 - Allows stacking of PDs, for example i2c output into ds1307
- Decoder design should be scalable and extensible
- Most decoders are and should be written as state machines



FX2 Chipset Devices

- Open Source Source firmware available from sigrok project
 - Microcontroller over USB every device initialization
- Various low end logic analyzers (aka clones of Logic) use this
- Good enough for 90% of your debugging
 - I2C + SPI + 1Wire busses
 - Once you require over the 24mhz sampling clock that probably requires going a little higher-end

Logic Breakdown + Cypress FX2 chip





In Progress/Planned Features

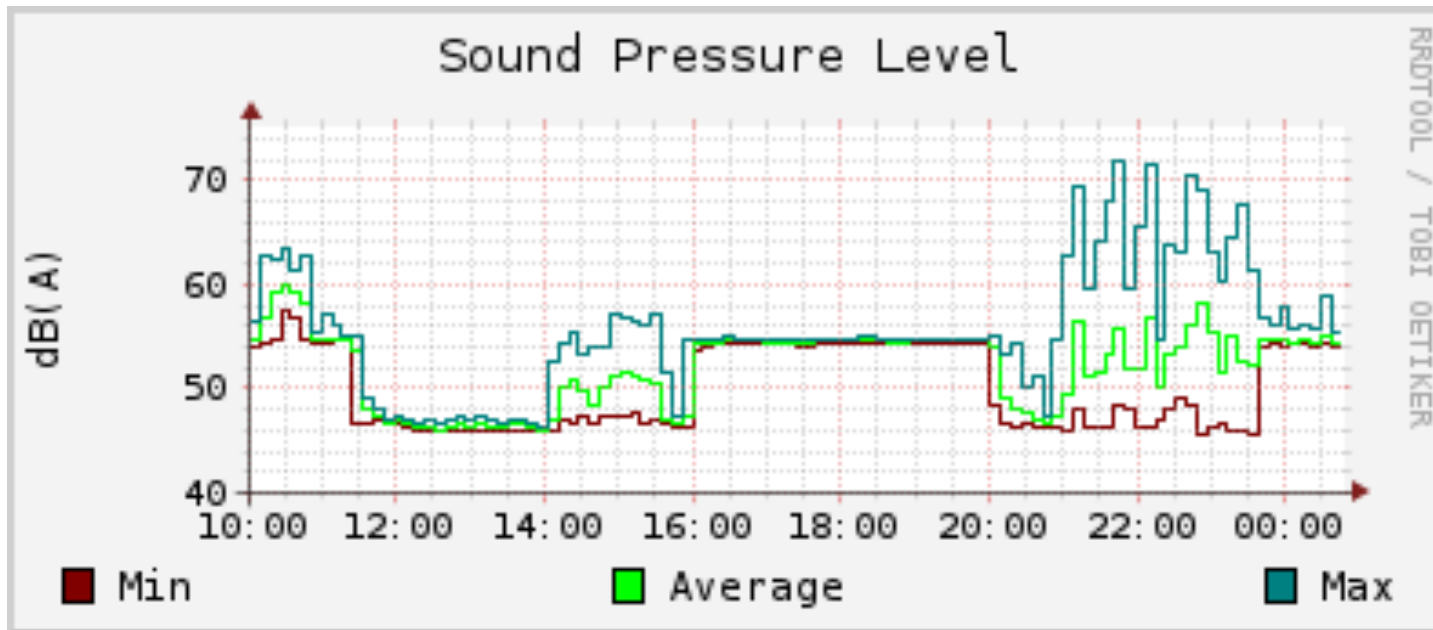
- Advanced Triggers
 - Serial triggers
 - Multi stage triggers
- Software Triggers
 - Saleae Logic/Logic 16 (plus others) for example supports only SW triggers
 - Allow more dynamic options without hacking Verilog...
- Analog to Digital channel conversion
- Multiple devices per capture
- PulseView having Protocol Decoder + Analog support)



sigrok Bindings + Plugins

- Python bindings
- SWIG bindings
- collectd plugin
 - Allows reporting of sigrok supported analog devices in an industry standard RRDtool format
 - Simply allows a circular database of data and creating useful graphs from them
 - Use cases would be using a sound level meter or in server room, or monitoring Carbon Monoxide levels near a furnace

collected Example





collected Example Continued

LoadPlugin “sigrok”

<Plugin “sigrok”>

LogLevel 3

<Device “Sound level”>

Driver “cem-dt-885x”

conn “/dev/ttyUSB1”

MinimumInterval 1

</Device>

</Plugin>



PulseView

- First true graphic frontend for sigrok
 - Previous attempts really buggy
- Allows running of traces and visual displaying of samples + protocol decoders
- Was a vital missing piece for the sigrok project

PulseView continued





Everything is Broken - Logic Analyzer

- Continuous samples are a myth...
 - USB 3.0 may hold the hope for the future
- Run Length Encoding is a good solution but there are hold-ups
- Triggers type are important
- External clocking can be very useful
- Chaining with external triggers outs/ins



Weird Solutions


- Run Length Encoding hacks
 - Use more groups than you need
 - Waiting forever is possible...
- Simple microcontrollers/microprocessors as logic analyzers
 - Cypress FX2 + AM335x PRU
- Multiple devices chained or multiple channel groups for different logic levels



Demo

- sigrok-cli
 - Example of when using text based output is more useful than the UI interface
 - Protocol Decoding
 - Tracing the ASCII way
- PulseView
 - Live capture + display of samples
 - Saleae Logic 16 tracing of NMEA 0183 output from GTPA013 GPS module

Demo Setup





Community

- Send us your protocol dumps in sigrok format
 - No protocol too odd or ancient for submission
 - Examples of ones we'd want are DMX512, MIDI, NMEA, CAN bus devices, and various I2C devices
 - First step to a protocol decoder... even if you aren't the one writing it
- Smoke out bugs and report any that are found
- Contribute to the wiki, post device breakdowns, protocol disassembly, etc
- Free hardware samples to support? (couldn't hurt to ask ☺)
- As always patches are welcome!



Questions?

- What are the features the users need most?
- Where is sigrok advanced or lacking compared to other OSS projects or even closed-source ones?

References + Links

- <http://sigrok.org>
- [http://sigrok.org/wiki/Supported hardware](http://sigrok.org/wiki/Supported_hardware)
- <http://en.wikipedia.org/wiki/Sigrok>
- [http://dangerousprototypes.com/docs/
Open Bench Logic Sniffer](http://dangerousprototypes.com/docs/Open_Bench_Logic_Sniffer)
- <http://www.saleae.com/logic16>
- <http://www.adafruit.com/products/1096>
- <http://collectd.org/>
- [http://www.rigolna.com/products/digital-
oscilloscopes/ds1000e/ds1052e/](http://www.rigolna.com/products/digital-oscilloscopes/ds1000e/ds1052e/)



Special Thanks

- Uwe Hermann
- Bert Vermeulen
- Joel Holdsworth